



Keno Pattern Play Awareness

Post from November 5, 2018 to January 6, 2019

INSTRUCTIONS:

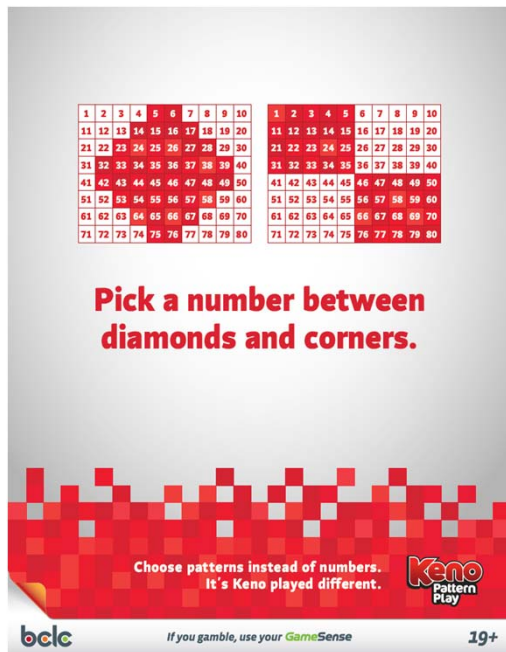
Please remove all existing POS elements (unless otherwise indicated on this plan-o-gram) and replace with the following items indicated below.

Double-Sided Poster

8.5 x 11, 11 x 17, 17 x 22


11x17 & 17 x 24 lightbox poster (select locations)

Position posters in visible area near your Keno customers



Two-Fold Tent Card

Fold along seams and place on table tops






Keno Pattern Play Awareness

Post from November 5, 2018 to January 6, 2019

INSTRUCTIONS:


Please remove all existing POS elements (unless otherwise indicated on this plan-o-gram) and replace with the following items indicated below.

SST Topper



Follow instructions below to insert SST Topper:

- Go behind the SST Topper and unclip the side panels
- Remove both the plexi-glass and backer by sliding both pieces up and out of position
- Remove the old poster and insert new poster in between the plexi glass and backer
- Place plexi glass, new poster and backer into position and slide down into position
- Re-clip plexi backer into place



SST Cling

- Remove Sports Action cling and replace with Keno Pattern Play decal.